

TROPIC ACCESSORIES

4 McLennan Street
Ooralea
Mackay
QLD
4740

07 4952 4122

admin@tropicaccessories.com.au

www.tropicaccessories.com.au

PRICES SUBJECT TO CHANGE WITHOUT NOTICE




EXTREME



PACKAGE

TO GET THE PACKAGE PRICE YOU WILL NEED TO TAKE THE COMBO WITH ALL ACCESSORIES



- 2.5mm 5052 Marine Grade Aluminium
- Internal 60x30x2.5 RHS bracing allowing up to 300kg of static weight and 150kg of dynamic weight on the canopy roof
- Full length Piano type Stainless Steel Hinges
- Extra- Thick Rubber Dust seal
- Water deflector seal.



NOT INCLUDED

- *Tub Removal
- *Camera Fitment
- *Camera Bracket
- *Reverse sensors
- *Blindspot sensors
- *Door color different to frame

PACKAGE INCLUSIONS



PRICE

TA-EX-1

RAW FINISH
WITH BOLT DOWN

\$11 499

TA-EX-2

RAW FINISH
WITH LIFT OFF

\$12 499

TA-EX-3

POWDERCOATED
FINISH WITH
BOLT DOWN

\$13 499

TA-EX-4

POWDERCOATED
FINISH WITH
LIFT OFF

\$14 499

TRAY

1650 or 1800x1800 Aluminum Flat-bed Ute Tray	✓	✓	✓	✓
Powder Coat Finish	✗	✗	✓	✓
Single Lid Undertray Drawer	✓	✓	✓	✓
LED Taillights - 2 options available	✓	✓	✓	✓
Undertray Toolboxes	✓	✓	✓	✓
Flared Mudguards – 45mm, 65mm, 85mm	✓	✓	✓	✓
All installation and fitting charges - please note sonar/lane assist relocation if required is an additional charge per vehicle	✓	✓	✓	✓

CANOPY

1650 or 1800x1800 2 Door Aluminum Ute Canopy	✓	✓	✓	✓
Raw Finish in Checkerplate or Flat	✓	✓	✗	✗
Powder Coat Finish	✗	✗	✓	✓
3x X-series Ladder Racks or T-channel Rails	✓	✓	✓	✓
Jerry Can Holder	✓	✓	✓	✓
Spare Wheel Carrier	✓	✓	✓	✓
Canopy Ladder	✓	✓	✓	✓
Lift-off System including legs	✗	✓	✗	✓
Keyless Entry System	✓	✓	✓	✓
All installation and fitting charges	✓	✓	✓	✓

POWDERCOAT COLOURS



GV40
Gloss



GV3
Gloss



GV2
Gloss




GV58
Gloss




GV-HL
Gloss



GV20
Gloss




GV17
Gloss



GV6
Satin



GV12
Matt Texture



GV13
Matt Texture



GV7
Satin




GV8
Matt Texture



GV9
Gloss

CHASSIS MOUNT CANOPY



FROM \$ 15 599 INSTALLED

- Remote Locking-Flared Guards-LED 284 Lights
- Internal light-Slam lock doors-Powder coating
- Under tray drawer-Under tray boxes



**765MM DOOR
OPENING**



DXP-D Slide out Pantry:
1xFixes shelve - 2 Adjustable Shelves - Paper towel holder



130lt Bushman upright fridge



Drawers

T-Rails Roof rack



Slimline Roof rack



X-SERIES DRAWERS



DXP- A \$650.00
DXP- B \$590.00



DXA 500 (500x455x540)
\$790.00



DXB 500 (500x580x665)
\$859.00
DXB 750 (750x580x665)
\$1100.00



DXB 1000 (1000x580x665)
\$1300.00



DXC 500 (500x560x370)
\$570.00
DXC 750 (750x560x370)
\$790.00




DXD 500 (500x820x370)
\$790.00
DXD 750 (750x820x370)
\$1000.00




DXC 1000 (1000x560x370)
\$1000.00
DXD 1000 (1000x820x370)
\$1220.00



DXP- D
\$699.00




MSXA500 (500x760x500)
\$540.00
MSXA750 (750x760x500)
\$660.00
MSXA1000 (1000x760x500)
\$790.00



MSXB500 (500x760x500)
\$690.00
MSXB750 (750x760x500)
\$820.00
MSXB1000 (1000x760x500)
\$960.00



MSXC500 (500x760x500)
\$840.00
MSXC750 (750x760x500)
\$990.00
MSXC1000
(1000x760x500) \$1140.00



MSXD500 (500x760x500)
\$960.00
MSXD750 (750x760x500)
\$1120.00
MSXD1000
(1000x760x500) \$1290.00

ALLOY CANOPIES

CHECKERPLATE	PRICE	FLAT ALLOY	PRICE
1200X1800X860MM	\$ 3060.00	1200X1800X860MM	\$ 3210.00
1200X1800X1000MM	\$ 3560.00	1200X1800X1000MM	\$ 3710.00
1650X1800X860MM	\$ 4050.00	1650X1800X860MM	\$ 4200.00
1650X1800X1000MM	\$ 4700.00	1650X1800X1000MM	\$ 4850.00
1800X1800X860MM	\$ 4050.00	1800X1800X860MM	\$ 4200.00
1800X1800X1000MM	\$ 4700.00	1800X1800X1000MM	\$ 4850.00
2100X1800X860MM	\$ 4670.00	2100X1800X860MM	\$ 4820.00
2100X1800X1000MM	\$ 5320.00	2100X1800X1000MM	\$ 5470.00
2400X1800X860MM	\$ 5200.00	2400X1800X860MM	\$ 5350.00
2400X1800X1000MM	\$ 5850.00	2400X1800X1000MM	\$ 6000.00



LIFT OFF SYSTEM PART TRAY CANOPY 4 LGS + HANDLE

\$ 949.00

LIFT OFF SYSTEM PART TRAY CANOPY 4 LGS + HANDLE

\$ 999.00

STANDARD ROOF RACKS

FULL ROOF RACK 1800MM (1200MM CANOPY)

\$ 550.00

FULL ROOF RACK 2400MM (1800MM CANOPY)

\$ 550.00

FULL ROOF RACK 2700MM (2100MM CANOPY)

\$ 625.00

FULL ROOF RACK 3000MM (2400MM CANOPY)

\$ 699.00

LADDER RACK (each)

\$ 125.00

JERRY CAN HOLDER & FITTING KIT

\$ 240.00

X-SERIES ACCESSORIES

X-Series Ladder Racks

X-Series Ladder Rack
1800mm \$ 175
X-Series Ladder Rack
1900mm \$ 175
X-Series Ladder Roller \$ 125

X-Series Powdercoated Slimline Platform Roof Rack

X-Series Dual Cab Slimline Rack \$ 799
X-Series Extra Cab Slimline Rack \$ 899
X-Series Single Cab Slimline Rack \$ 999

T-Rails

X-Series T-Rails Starting at \$ 125



X-Series Full roof rack

Dual Cab 1650x1800mm or 1800x1800mm NO overhang \$ 849.00
Dual Cab 1650x1900mm or 1800x1900mm NO overhang \$ 899.00
Dual Cab 1650x1800mm or 1800x1800mm -500mm overhang \$ 999.00
Dual Cab 1650x1900mm or 1800x1900mm -500mm overhang \$ 1049.00
Single Cab 1800mm NO overhang \$ 1049.00
Single Cab 1900mm NO overhang \$ 1099.00
Single Cab 1800mm -500mm overhang \$ 1199.00
Single Cab 1900mm -500mm overhang \$ 1249.00
Extra Cab 1800mm NO overhang \$ 949.00
Extra Cab 1900mm NO overhang \$ 999.00
Extra Cab 1800mm -500mm overhang \$ 1099.00
Extra Cab 1900mm -500mm overhang \$ 1149.00



ALLOY TRAY ONLY



1650X1800MM

\$ 2293.00

1650X1900MM

\$ 2403.00

2100X1800X860MM

\$ 2594.00

2100X1800X1000MM

\$ 2704.00

1800X1800MM

\$ 2313.00

1800X1900MM

\$ 2423.00

2400X1800X860MM

\$ 2659.00

2400X1800X1000MM

\$ 2769.00

Includes; Narva Lights, Mudguards,
NO Rope rails and Headboard.

Optional Extras:

Undertray Drawer

\$ 1299.00

Flared Guards Upgrade

\$ 300.00

Tray installation

\$ 500.00

LED Lights 284

\$ 290.00

LED Lights 355

\$ 340.00



284



355

ALLOY TRAY COMPLETE



1650X1800MM	\$ 3348.00	2100X1800X860MM	\$ 3654.00
1650X1900MM	\$ 3578.00	2100X1800X1000MM	\$ 3874.00
1800X1800MM	\$ 3348.00	2400X1800X860MM	\$ 3954.00
1800X1900MM	\$ 3578.00	2400X1800X1000MM	\$ 4154.00

Includes; Narva Lights, Mudguards, rope rails and headboard.

Optional Extras:

Undertray Drawer	\$ 1299.00
Flared Guards Upgrade	\$ 300.00
Tray installation	\$ 500.00
Mesh Protector	\$ 249.00
Rear Ladder Rack	\$ 349.00
Lader Rack Pegs	\$ 65.00
LED Lights 284	\$ 290.00
LED Lights 355	\$ 340.00



284



355

ALLOY TOOLBOXES



WXA6018- 1800x600x860

\$1850.00

WXA6019- 1900x600x860

\$1900.00

WXB6018- 1800x600x1000

\$2150.00

WXB6019- 1900x600x1000

\$2200.00

WXC6180- 1800x600x860

\$1850.00

Divider Door \$150.00



TA25DN- 1745x700x850

\$1685.00

TA25DH- 1780x700x1000

\$1900.00


TA25D6- 1770x600x850

\$1660.00

TA25DH6- 1780x600x1000

\$1900.00

Divider Door \$100.00



TA25CN15- 1745x700x850

\$1830.00



Checker plate

TA25NS15- 1780x700x850

\$1439.00

TA25BNS15-

1780x1000x850

\$2279.00

Flat Alloy

TA25NS15-

1780x700x850

\$1600.00

TA25BNS15-

1780x1000x850

\$2429.00



Checker plate

TA24- 1450x550x850

\$1720.00

TA24Emt- 1450x550x850

\$1050.00

Flat Alloy

TA24FA- 150x550x850

\$1720.00

TA24Emt FA-

1450x550x850

\$1085.00



TA6- 1450x500x700

\$841.00

TA18- 1450x650x700

\$1050.00

TA20- 1000x550x800

\$767.00

TA26- 1750x650x850

\$1085.00

TA26B- 2000x650x850

\$1524



TA4- 1000x550x800

\$767.00

TA5- 1210x500x700

\$767.00

TA16- 1500x550x800

\$1036.00

TA17- 1750x600x800

\$1219.00

TA27- 2000x600x850

\$1402.00



TA7- 1500x600x500

\$829.00

TA7B- 1750x600x500

\$910.00

TA23- 1200x600x500

\$767.00

Drawbar Top Opening

TA8- 1230x380x380

\$389.00

TA9- 1400x500x500

\$759.00

ALLOY TOOLBOXES



TA15B- 1750x600x850
\$ 2000.00



TA15- 1450x600x850
\$ 1799.00



TA10- 1775x650x500
\$ 910.00
TA10N- 1740x650x500
\$ 910.00
TA13- 1775x500x500
\$ 829.00
TA13N- 1740x500x500
\$ 829.00



TA19- 860/480x460x460
\$ 377.00
TA19B- 1200/880x420x500
\$ 510.00



VMTU-CP- Vehicle Match
Checker Plate \$ 549.00
VMTU-FA- Vehicle Match
Flat Alloy \$ 549.00
VMTU-PP- Vehicle Match
Powder Coated \$ 699.00



Checker plate
TA1S- 600x420x200
\$414.00 (pair)
TA2S- 750x420x200
\$467.00 (pair)
TA2CS- 900x430x200
\$575.00 (pair)
Flat Alloy
TA1S-FA- 600x420x200
\$474.00 (pair)
TA2S-FA- 750x420x200
\$527.00 (pair)
TA2CS-FA- 900x430x200
\$635 (pair)



TA1- 600x420x200 \$299.00 (pair)
TA1B- 600x420x250 \$299.00 (pair)
TA2- 750x400x200
\$311.00 (pair)
TA2B- 750x420x250 \$318.00 (pair)
TA2C- 1000x400x200
\$575.00 (pair)
TA1-FA- 600x420x200 \$359.00 (pair)
TA1B-FA- 600x420x250 \$359.00 (pair)
TA2-FA- 750x400x200
\$371.00 (pair)
TA2B-FA- 750x420x250 \$378.00 (pair)
TA2C-FA- 1000x400x200
\$635.00 (pair)



TA3- 610x540x330
\$270.00
T3B- 700x650x450
\$330.00
TA12- 750x500x550 (front
to top opening)
\$511

JUNGLE 4x4



Our Bull Bars Feature:

- ✓ (Deluxe Full Loop only) Reinforced 63.5mm Tubing
- ✓ Full Bumper Replacement (No Bumper Cuts Required)
- ✓ AIRBAG Compatible and ADR Approved
- ✓ Powder Coated Finish
- ✓ Winch Compatible
- ✓ Dual Aerial Mounts
- ✓ Pre-Drilled Holes For Driving Lights
- ✓ Reinforced Recovery Jack Mounts
- ✓ Parking Sensor Compatible
- ✓ Designed for Optimal Approach Angle
- ✓ Integrated Fog Lamps and Indicators
- ✓ Chassis mounted recovery points



TROPIC ACCESSORIES
4 MCLENNAN ST
OORALEA, QLD 4740
AUSTRALIA

PEGASUS BAR

LIGHTER WEIGHT ALLOY BULL BAR



FALCON BAR

BUILT TO FIT YOUR VEHICLE



The best of best, when our heavy duty side step combined with precisely engineered ADR complaint side rail. Comfortably hit any track you can think of yet provide the practicality of the step you needed for your beloved 4WD. With double row tubing protection for your vital spot underneath and extra Side Rail Protection, there is no better way around it.



Rear Bars - Most Versatile and Styling
Offering one of the widest ranges of rear bars in Australia, our bull bars are manufactured to fit almost every 4x4 vehicle.



COUPLERTEC™

ELECTRONIC RUSTPROOFING

ProTECTION From Rust! GUARANTEED!

CT2SFK STANDARD SYSTEM 12V -2 PAD COUPLER	\$ 1100.00
CT4SFK HEAVY DUTY SYSTEM -4 PAD COUPLE	\$ 950.00
CT6SFK 4WD HEAVY DUTY SYSTEM -6 PAD COUPLER	\$ 1350.00

SUPPLIED AND INSTALLED

CHEMICAL RUST PROTECTION

4WD VEHICLES	\$ 1100.00
SEDAN NEW	\$ 950.00
AMERICAN 4WD (F150/DODGE/SILVERADO)	\$ 1350.00
UNDERBODY WASH	FROM \$ 150.00 - \$ 550.00

ROOFTOP TENTS



AWNINGS

270 XT

270 XT MAX

180 XT MAX



SHOWER TENT



RHINOMAN CANOPY



RHINO-RACK



OVERLANDING KIT



PIONEER TRADIES



CANOPY ROOF SYSTEMS



DECK BARS



WEATHERPROOF LUGGAGE BAG



PIONEER TRAYS

TOWING MIRRORS

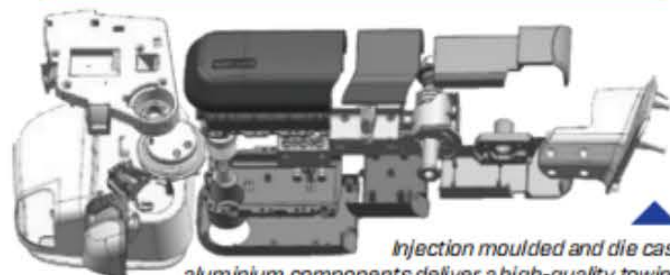
MSA
4X4 ACCESSORIES



When extended the large, single mirror allows the driver to see beyond the caravan, trailer or boat and avoids the confusion of multi-lens mirrors for everyday driving.



When rotating the mirror into the horizontal position, the mirror's actuator automatically adapts, allowing you to retain the standard adjustments (up, down, side to side) from your vehicle's standard mirror controller.



Injection moulded and die cast aluminium components deliver a high-quality towing mirror to withstand Australian conditions!

Designed to fold inwards or outwards when bumped in carparks or when in contact with trees and other obstacles around the vehicle.



TOWING MIRROR EXTENSION INFILLS

The MSA 4X4 Towing Mirror Extension Infills are designed to fill the space created when the MSA 4X4 Towing Mirror is left in the extended position.

In a situation where a wide service body is on the vehicle, standard manufacturer's mirrors can make vision difficult, extendable mirrors become essential. Leaving the MSA 4x4 Towing Mirrors in their extended position full time gives the vision required and using the Extension Infills provides a neat, flush and tidy finish for the vehicle.

✓ QUICK & EASY FITMENT!



PART NO.

TMA001



MSA
4X4 ACCESSORIES

Available through our 800+ stockists network Australia wide.

When it comes to road safety, having full visibility of your vehicle and your caravan, trailer or horse float is paramount. Clearview Towing Mirrors[®] extend your field of vision when towing, changing lanes or reversing, to help see you to your destination safely.

Clearview Towing Mirrors[®] are designed to take the stress out of worrying about compliance, as towing mirrors are a legal requirement when towing anything wider than your vehicle. From Cape York's Telegraph Track to the Gibb River Road, Clearview Towing Mirrors[®] are purpose-built tough for Australian conditions!



Today, Clearview Accessories offers three different extendable Towing Mirror designs. Choose between:



Compact Towing Mirrors feature a large, single convex mirror in a sleek, compact design.



Next Gen Towing Mirrors feature a large, single flat mirror above a smaller convex mirror in a sleek design.



Original Towing Mirrors are much larger than any standard mirror and feature a huge single mirror above a smaller convex mirror - for serious towing!

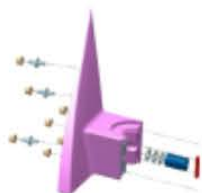
Features include:

Clearview Towing Mirrors[®] fold inwards or outwards if accidentally struck whilst 4WDing or parked. They are designed to lock into place in any of the three pre-set pivot positions:

- ✓ Fold towards door
- ✓ Standard driving position
- ✓ Fold towards bonnet



Clearview[®] mirrors mount securely in the same position as your original mirrors. They are true replacement mirrors, designed to use the same holes, fittings, and wiring (when applicable) as your original mirrors for plug & play installation.

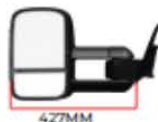


The double arm design of Clearview Towing Mirrors provides superior stability and adjustability. This innovative design minimises vibrations, even at high speeds or on rough terrains, ensuring that the driver has a clear and steady view at all times. Double telescopic steel arm construction, with 2 or 3 arm positions (depending on model), won't retract when driving at high speeds or when passing large trucks.

Applies to
COMPACT
AND/OR
NEXT GEN



ORIGINAL



Available in Black or Chrome. Next Gen and Compact models also have the option of a non textured blank mirror cover, which can be painted to colour-match your vehicle by a third-party automotive paint shop.

	Black	Chrome	Raw
COMPACT			
NEXT GEN			
ORIGINAL			

TROPIC 4x4 ACCESSORIES



4 McLennan Street

Ooralea

Mackay

4740

Ph: 07 49524122

Email: admin@tropicaccessories.com.au



Quality & Effective Products with Friendly Service

We are a locally owned and operated company in the Mackay and Whitsundays area in North Queensland.

Tropic Accessories, known as Tropic Proof, was established in the 1960s and had decades of rust-proofing experience. They were moving forward under new management - Tropic Accessories, a family business. With decades of knowledge from the original owner, Tropic Accessories has just what it takes to keep your vehicle rust-free.

With most of our customers being regular returning customers, it shows the quality and effectiveness of our product and friendly service.

Stop in, or call us today and let us know how we can help you.

Come as a customer, leave as a friend!

We look forward to the opportunity to serve you.